

CL300C 2V 300Ah(10hr)



The rechargeable batteries are lead-lead dioxide systems. The dilute sulfuric acid electrolyte is absorbed by separators and plates and thus immobilized. Should the battery be accidentally overcharged producing hydrogen and oxygen, special one-way valves allow the gases to escape thus avoiding excessive pressure build-up. Otherwise, the battery is completely sealed and is, therefore, maintenance-free, leak proof and usable in any position.

Battery Construction

Component	Positive plate	Negative plate	Container	Cover	Safety valve	Terminal	Separator	Electrolyte
Raw material	Lead dioxide	Lead	ABS	ABS	Rubber	Copper	Fiberglass	Sulfuric acid

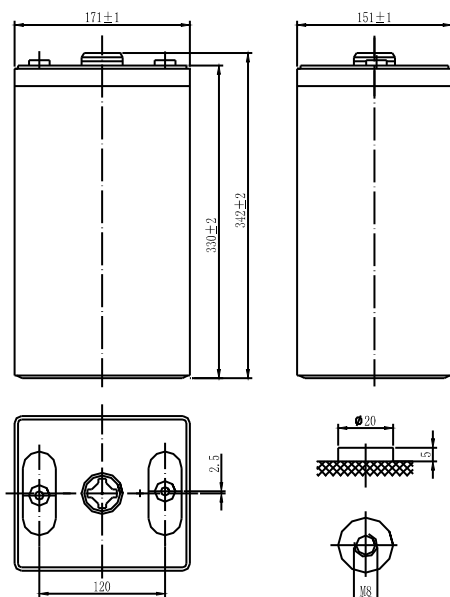
General Features

- Absorbent Glass Mat (AGM) technology for efficient gas recombination of up to 99% and freedom from electrolyte maintenance or water adding.
- Not restricted for air transport-complies with IATA/ICAO Special Provision A67.
- UL-recognized component.
- Can be mounted in any orientation.
- Computer designed lead, calcium tin alloy grid for high power density.
- Long service life, float or cyclic applications.
- Maintenance-free operation.
- Low self discharge.
- Lead-carbon battery.
- Case and cover available in both standard and flame retardant ABS

Dimensions and Weight

Length(mm / inch)	171 / 6.73
Width(mm / inch)	151 / 5.94
Height(mm / inch)	330 / 13.0
Total Height(mm / inch)	364 / 14.3
Approx. Weight(Kg / lbs)	19.7 / 43.4

* Weight deviation: ± 3%



Total height with removeable cover: 364

Performance Characteristics

Nominal Voltage	2V
Number of cell	1
Design Life	20 years
Nominal Capacity 77°F(25°C)	
10 hour rate (30A, 1.8V)	300Ah
5 hour rate (54.2A, 1.75V)	271Ah
1 hour rate (195A, 1.6V)	195Ah
Internal Resistance	
Fully Charged battery 77°F(25°C)	0.75mOhms
Self-Discharge	
3% of capacity declined per month at 20°C(average)	
Operating Temperature Range	
Discharge	-20~60°C
Charge	-10~60°C
Storage	-20~60°C
Max. Discharge Current 77°F(25°C)	1500A(5s)
Charge Methods: Constant Voltage Charge 77°F(25°C)	
Cycle use	2.40-2.45VPC
Maximum charging current	60A
Temperature compensation	-5.0mV/°C
Standby use	2.20-2.30VPC
Temperature compensation	-3.3mV/°C

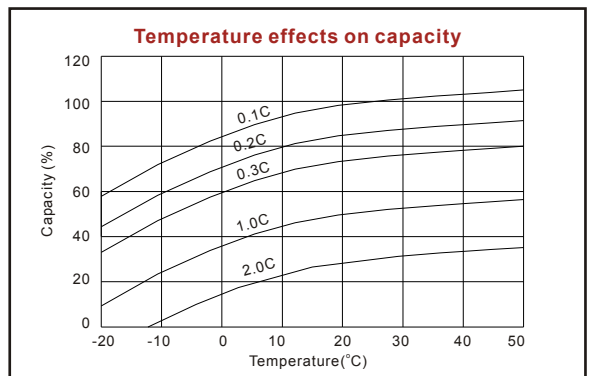
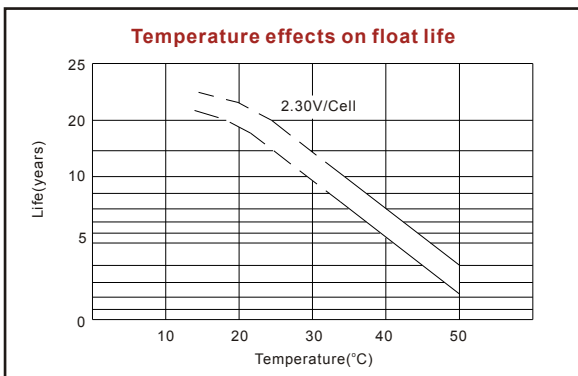
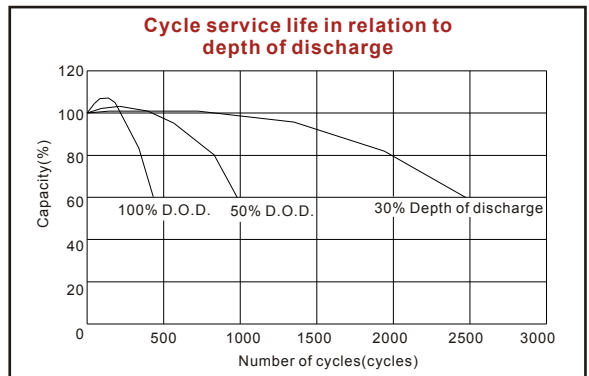
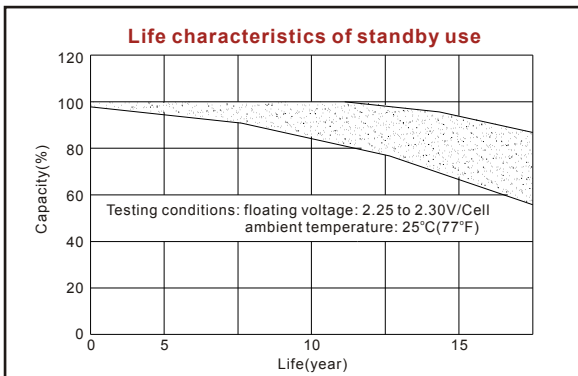
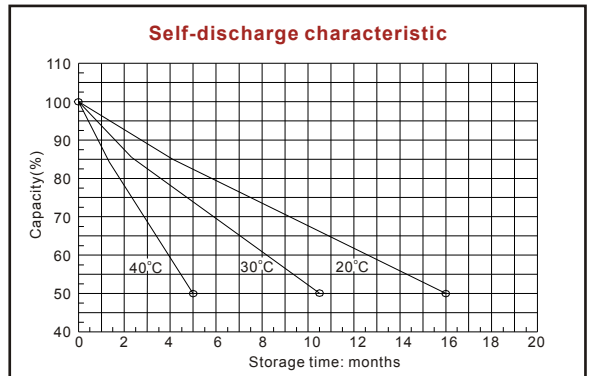
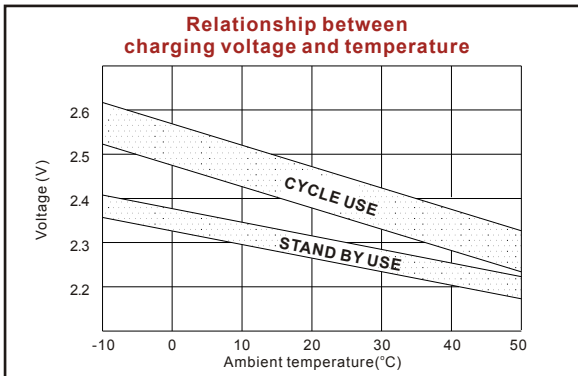
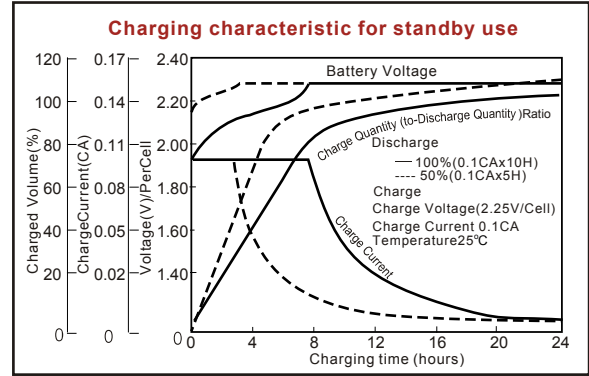
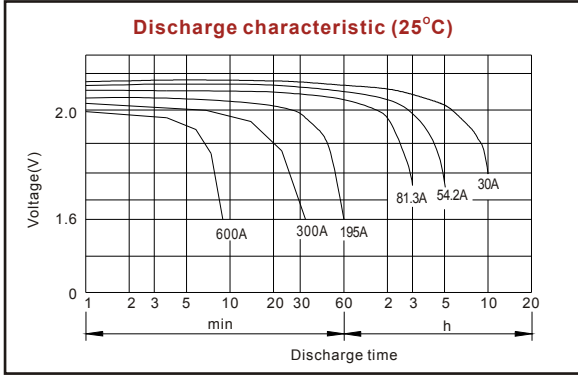
Discharge Constant Current (Amperes at 77°F25°C)

End Point Volts/Cell	15min	30min	45min	1h	3h	5h	10h
1.60V	443	325	240	195	89.5	58.7	32.1
1.65V	422	311	230	188	86.8	57.4	31.8
1.70V	400	296	220	180	84.0	55.9	31.3
1.75V	378	280	210	173	81.3	54.2	30.7
1.80V	355	265	199	165	78.5	52.3	30.0

Discharge Constant Power (Watts at 77°F25°C)

End Point Volts/Cell	15min	30min	45min	1h	2h	3h	5h
1.60V	795	608	476	385	247	175	115
1.65V	756	581	460	371	241	171	113
1.70V	718	554	443	357	234	166	111
1.75V	679	527	427	342	228	162	108
1.80V	640	500	410	328	221	157	105

(Note)The above characteristics data are average values obtained within three charge/discharge cycles not the minimum values. All data shall be changed without notice, Vision reserves the right to explain and update the information contained hereinto.



ISO9001:2008

MH25860

G4M19906-9202-E-16

www.vision-batt.com

Shenzhen Center Power Tech. Co., Ltd.
 Center Power Industrial Park, Tongfu Industrial District Dapeng Town, 518120 Shenzhen, China
 Tel: (+86-755) 8431 8088 Fax: (+86-755) 8431 8038 E-mail: sales@vision-batt.com